



**City of Sugar Hill Budget
Fiscal Year: 2018
Revenue**

GENERAL FUND - 100	2018
	Approved
TAXES & FEES	5,661,200
INTERGOVERNMENTAL	5,690
LICENSES & PERMITS	482,700
FINES & FORFIETURES	6,100
CHARGES FOR SERVICES	1,112,000
INTEREST	13,000
OTHER	2,499,474
TRANSFERS IN	1,690,000
	\$11,470,164.00

OTHER FUNDS	Approved
FUND 320 - CAPITAL IMPROVEMENTS	7,196,717
FUND 506 - STORMWATER	924,680
FUND 515 - GAS	7,080,000
FUND 555 - GOLF	1,159,370
FUND 557 - E CENTER MIXED USE	257,900
FUND 745 - MUNICIPAL COURT	10,300
FUND 800 - DDA OPERATIONS	106,800
FUND 800 - DDA - E CENTER CONSTRUCTION	32,431,725
	\$49,167,492.00

ALL FUNDS BUDGET TOTAL: \$60,637,656.00



**City of Sugar Hill Budget
Fiscal Year: 2018
Expenditures**

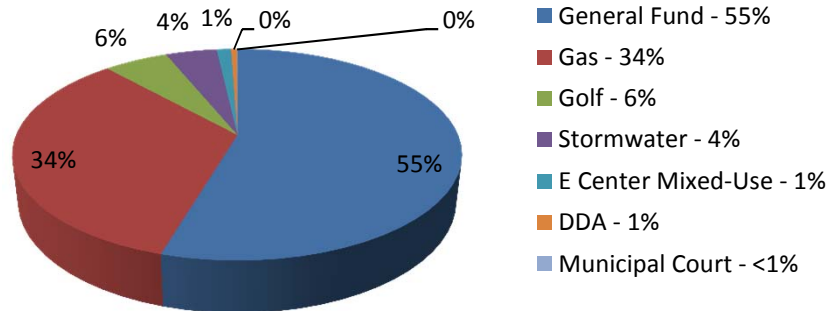
GENERAL FUND - 100	2018
Department	Approved
MAYOR & COUNCIL	89,293
ELECTIONS	0
ADMINISTRATION	4,829,483
INFORMATION TECHNOLOGY	349,266
BUICE CENTER	18,340
PUBLIC SAFETY	175,000
STREET	1,780,550
LANDFILL	65,000
CEMETERY	12,500
RECREATION	1,440,593
CULTURAL RESOURCES/COMMUNITY INVOLVEMENT	103,000
EAGLE THEATRE	325,000
BOWL/PLAZA EVENTS	1,176,576
PLANNING & DEVELOPMENT	878,697
ECONOMIC DEVELOPMENT	226,866
	\$11,470,164.00

OTHER FUNDS	Approved
FUND 320 - CAPITAL IMPROVEMENTS	7,196,717
FUND 506 - STORMWATER	924,680
FUND 515 - GAS	7,080,000
FUND 555 - GOLF	1,159,370
FUND 557 - E CENTER MIXED USE	257,900
FUND 745 - MUNICIPAL COURT	10,300
FUND 800 - DDA OPERATIONS	106,800
FUND 800 - DDA - E CENTER CONSTRUCTION	30,000,000
FUND 800 - DDA - E CENTER DEBT SERVICE	2,431,725
	\$49,167,492.00

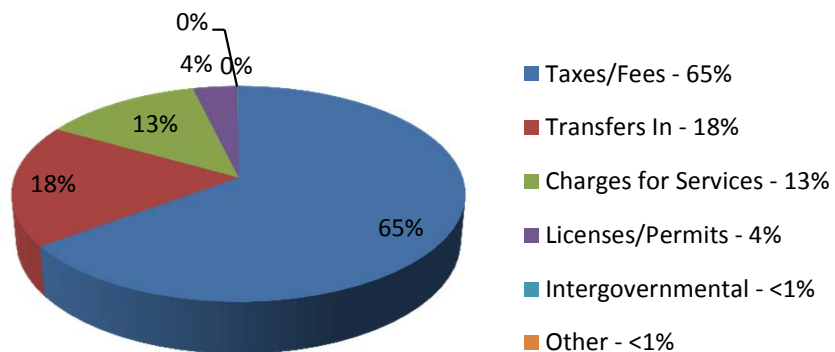
ALL FUNDS BUDGET TOTAL: \$60,637,656.00

2018 Budget Statistics

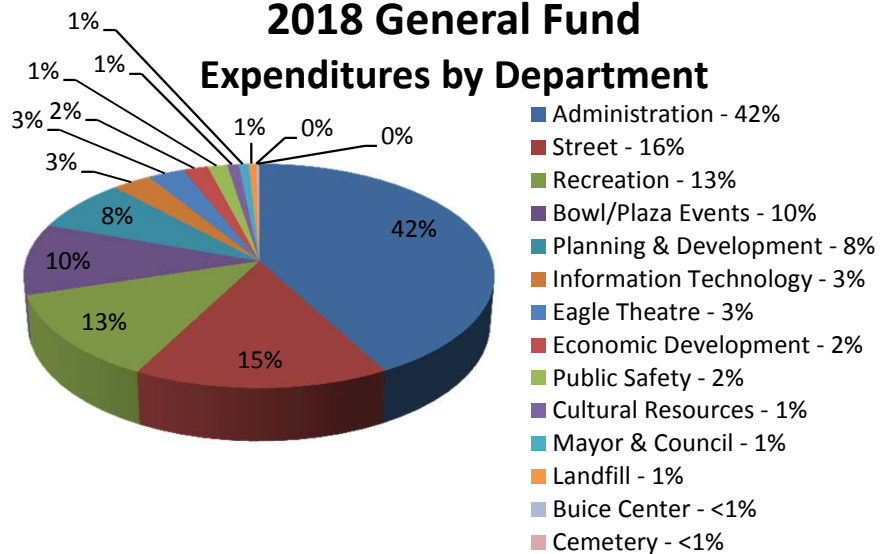
2018 Operating Budget by Fund



2018 General Fund Revenue by Source



2018 General Fund Expenditures by Department

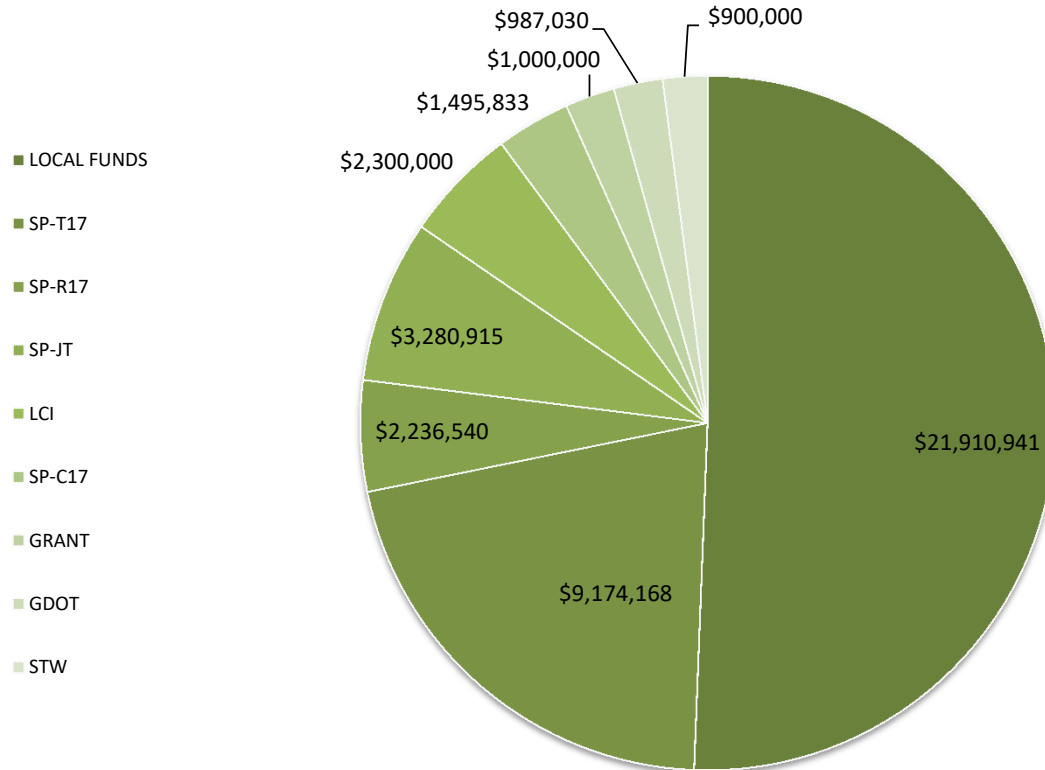




CAPITAL IMPROVEMENT BUDGET 2018 - 2022

Capital Improvement Project	Five Year Total	2018 Total	YEAR				
			2018	2019	2020	2021	2022
BOWL IMPROVEMENTS	1,250,000	436,242	<input checked="" type="checkbox"/>		<input checked="" type="checkbox"/>		<input checked="" type="checkbox"/>
GARY PIRKLE PARK IMPROVEMENTS	850,000	150,000	<input checked="" type="checkbox"/>		<input checked="" type="checkbox"/>		
GATEWAY IMPROVEMENTS / WAYFARING SIGNAGE	245,000	95,000	<input checked="" type="checkbox"/>		<input checked="" type="checkbox"/>		
SUGAR LOOP - GREENWAY TRAIL PROGRAM	17,385,046	3,430,000	<input checked="" type="checkbox"/>	<input checked="" type="checkbox"/>	<input checked="" type="checkbox"/>	<input checked="" type="checkbox"/>	<input checked="" type="checkbox"/>
LMIG - ROAD RESURFACING	1,800,000	450,000	<input checked="" type="checkbox"/>	<input checked="" type="checkbox"/>	<input checked="" type="checkbox"/>	<input checked="" type="checkbox"/>	
SPLOST SIDEWALKS- SDR, WHITEHEAD, SYCAMORE	782,975	782,975	<input checked="" type="checkbox"/>				
CEMETERY SIGNAGE AND FENCING	150,000	150,000	<input checked="" type="checkbox"/>				
COUNTY INTERSECTION PROJECT SDR - RIVERSIDE	475,000	237,500	<input checked="" type="checkbox"/>	<input checked="" type="checkbox"/>			
GOLD MINE PARK	900,000	50,000	<input checked="" type="checkbox"/>	<input checked="" type="checkbox"/>			
22 AC. PARK	1,000,000	85,000	<input checked="" type="checkbox"/>	<input checked="" type="checkbox"/>		<input checked="" type="checkbox"/>	
GOLF COURSE CLUBHOUSE IMPROVEMENTS	300,000	150,000	<input checked="" type="checkbox"/>		<input checked="" type="checkbox"/>		
PROPERTY ACQUISITION - PARKS/GREENSPACE/DEV	3,520,000	880,000	<input checked="" type="checkbox"/>	<input checked="" type="checkbox"/>	<input checked="" type="checkbox"/>	<input checked="" type="checkbox"/>	
HIGHWAY 20 STREETScape LANDSCAPING UPGRADES	1,000,000			<input checked="" type="checkbox"/>	<input checked="" type="checkbox"/>		
DOWNTOWN STREETScape UPGRADES - INTERSECTION	2,252,406			<input checked="" type="checkbox"/>		<input checked="" type="checkbox"/>	<input checked="" type="checkbox"/>
STORMWATER POND IMPROVEMENTS	900,000	300,000	<input checked="" type="checkbox"/>		<input checked="" type="checkbox"/>		<input checked="" type="checkbox"/>
HIGHWAY 20 EAST WIDENING - DESIGN	500,000				<input checked="" type="checkbox"/>		
RETREAT AT ORRS FERRY	1,600,000			<input checked="" type="checkbox"/>	<input checked="" type="checkbox"/>	<input checked="" type="checkbox"/>	
HIGHWAY 20 PEDESTRIAN BRIDGE	2,900,000			<input checked="" type="checkbox"/>	<input checked="" type="checkbox"/>		
DOWNTOWN INTERACTIVE IMPROVEMENTS & PUBLIC ART	100,000			<input checked="" type="checkbox"/>			
TRANSPORTATION / STORMWATER IMPROVEMENTS	2,500,000				<input checked="" type="checkbox"/>	<input checked="" type="checkbox"/>	<input checked="" type="checkbox"/>
LEVEL CREEK ROAD EXTENSION & ROUNDABOUT	1,800,000			<input checked="" type="checkbox"/>		<input checked="" type="checkbox"/>	
WHITEHEAD ROAD ROUNDABOUT IMPROVEMENTS	1,075,000				<input checked="" type="checkbox"/>	<input checked="" type="checkbox"/>	<input checked="" type="checkbox"/>
SUMMARY	TOTAL		2018	2019	2020	2020	2021
	\$43,285,427		\$7,196,717	\$7,117,546	\$11,635,406	\$10,388,000	\$6,947,758

Sugar Hill 5YR CIP Sources



2018 CIP Funding Sources

	Annual Tot.	Local Funds	SP-T17	SP-R17	SP-C17	SP-JT	GDOT / LMIG	LCI	STORM WATER	GRANT
BOWL IMPROVEMENTS	\$436,242	\$0	\$0	\$0	\$436,242	\$0	\$0	\$0	\$0	\$0
GARY PIRKLE PARK IMPROVEMENTS	\$150,000	\$150,000	\$0	\$0	\$0	\$0	\$0	\$0	\$0	\$0
GATEWAY IMPROVEMENTS / WAYFARING SIGNAGE	\$95,000	\$95,000	\$0	\$0	\$0	\$0	\$0	\$0	\$0	\$0
SUGAR LOOP - GREENWAY TRAIL PROGRAM	\$3,430,000	\$0	\$1,188,295	\$0	\$0	\$2,241,705	\$0	\$0	\$0	\$0
LMIG - ROAD RESURFACING	\$450,000	\$102,594	\$150,000	\$0	\$0	\$0	\$197,406	\$0	\$0	\$0
SPLOST SIDEWALKS- SDR, WHITEHEAD, SYCAMORE	\$782,975	\$0	\$0	\$0	\$0	\$782,975	\$0	\$0	\$0	\$0
CEMETERY SIGNAGE AND FENCING	\$150,000	\$150,000	\$0	\$0	\$0	\$0	\$0	\$0	\$0	\$0
COUNTY INTERSECTION PROJECT SDR - RIVERSIDE	\$237,500	\$0	\$237,500	\$0	\$0	\$0	\$0	\$0	\$0	\$0
GOLD MINE PARK	\$50,000	\$0	\$0	\$0	\$0	\$0	\$0	\$0	\$0	\$50,000
22 AC. PARK	\$85,000	\$0	\$0	\$85,000	\$0	\$0	\$0	\$0	\$0	\$0
GOLF COURSE CLUBHOUSE IMPROVEMENTS	\$150,000	\$150,000	\$0	\$0	\$0	\$0	\$0	\$0	\$0	\$0
PROPERTY ACQUISITION - PARKS/GREENSPACE/DEV	\$880,000	\$0	\$0	\$880,000	\$0	\$0	\$0	\$0	\$0	\$0
STORMWATER POND IMPROVEMENTS	\$300,000	\$0	\$0	\$0	\$0	\$0	\$0	\$0	\$300,000	\$0
TOTALS:	\$7,196,717	\$647,594	\$1,575,795	\$965,000	\$436,242	\$3,024,680	\$197,406	\$0	\$300,000	\$50,000